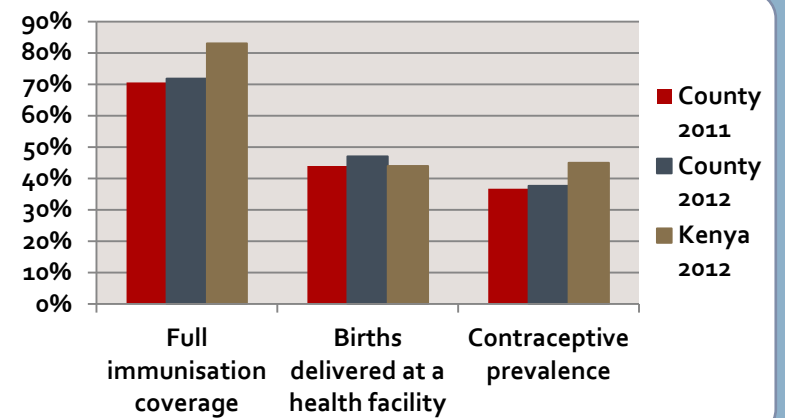


KILIFI COUNTY

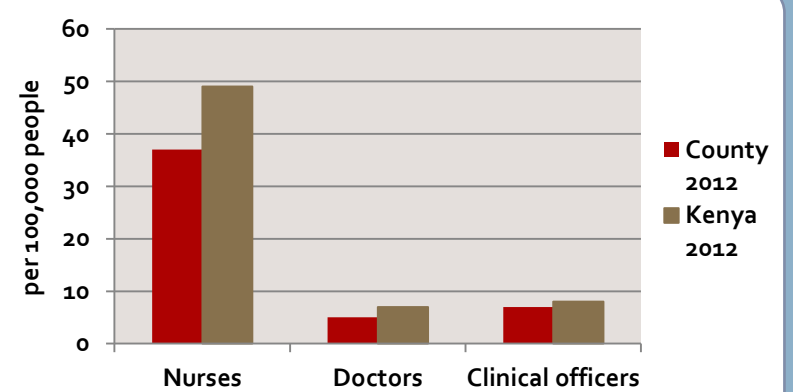
Health at a Glance

INDICATOR	2011	2012	Kenya 2012
POPULATION¹			
1 Total	1,180,978	1,218,297	42,387,216
2 Male	569,906	587,915	21,070,003
3 Female	611,072	630,382	21,317,213
4 Under Age 5	191,318	197,364	6,518,230
5 Under Age 1	41,334	42,640	1,339,775
NUTRITION²			
6 Underweight (weight for age) (%)	28.5	27.5	15.0
7 Stunted (height for age) (%)	34.2	29.2	30.0
CHILD HEALTH			
8 Full immunisation coverage (%) ³	70.6	71.8	83.0
MATERNAL HEALTH			
9 Births delivered at a health facility (%) ⁴	44.0	47.0	44.0
10 Contraceptive prevalence (%) ⁵	36.7	37.7	45.0
HIV/AIDS			
11 Number of people tested for HIV ⁶	218,354	228,774	6,952,636
12 Number of people living with HIV on antiretroviral treatment ⁶	9,478	10,996	524,010
13 Mother-to-child transmission of HIV (%) ⁷	10.1	8.3	8.5
14 Malaria test positivity rate (%) ⁸	13.9	13.7	30.0
15 Malaria cases ⁶ (per 100,000 people)	23,394	20,297	21,945
16 Malaria admission ⁶	196	98	19,308
17 Tuberculosis prevalence (per 100,000 people) ⁹	n/a	220	223
18 Tuberculosis incidence (per 100,000 people) ⁹	n/a	73	79
HEALTH PERSONNEL—PUBLIC¹⁰			
19 Nurses (per 100,000 people)	n/a	37	49
20 Doctors (per 100,000 people)	n/a	5	7
21 Clinical officers (per 100,000 people)	n/a	7	8
HEALTH FACILITIES¹¹			
22 Public	n/a	93	4,039
23 Nongovernmental	n/a	6	252
24 Faith-based	n/a	13	1,006
25 Private	n/a	110	2,721
HEALTH FINANCING			
26 Preventive services budget (per capita, KES) ¹²	583	n/a	669
27 Curative services budget (per capita, KES) ¹³	251	n/a	408
28 National Health Insurance Fund (NHIF) coverage county ¹⁴ (% of county population)	16.7	18.6	20.8

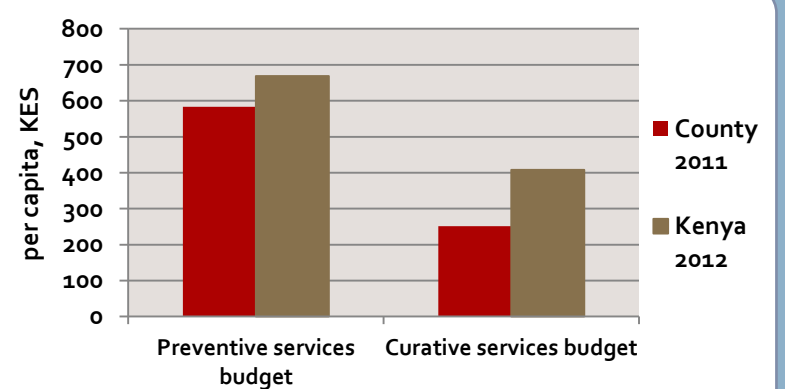
MATERNAL AND CHILD HEALTH



HUMAN RESOURCES FOR HEALTH



HEALTH FINANCING



¹ Kenya National Bureau of Statistics, 2009 Census; population projected by county to 2012—assumed that the country will have same demographic patterns (i.e., age compositions, gender, etc.)

² Kenya Demographic and Health Survey, 2008/2009; counties where the small survey had not been undertaken assumed Provincial averages. Calculations and standard multipliers were applied by the Division of Nutrition

³ Kenya Health Information System, Division of Vaccines and Immunization

⁴ Kenya Health Information System, Division of Child Health; facility delivery data were provided by the Division of Child Health; total number of deliveries was estimated from 2009 census data

⁵ Kenya Health Information System, Division of Reproductive Health

⁶ District Health Information Software

⁷ Early Infant Diagnosis Database

⁸ Integrated Disease Surveillance Reports

⁹ Quarterly Reports, Facility Registers, and District Registers

¹⁰ Integrated Payroll and Personnel Database

¹¹ Master Facility List

¹² Ministry of Public Health and Sanitation finance departments

¹³ Ministry of Medical Services finance departments

¹⁴ National Health Insurance Fund

n/a = not available